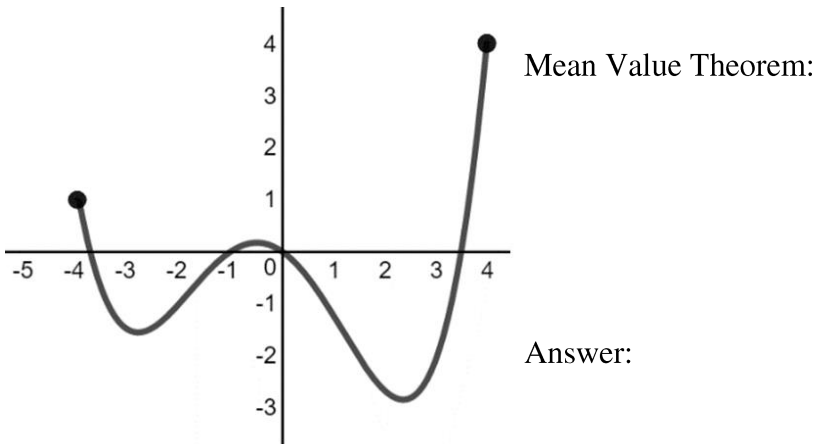


NOTE: This is not a comprehensive review. Some topics, such as exploring behaviors of implicit relations, have already been touched on and others, such as extreme values, we will highlight in the Unit 6 review.

**WARM UP:**

The graph of a differentiable function  $g$  is shown below on the closed interval  $[-4, 4]$ . How many values of  $x$  in the open interval  $(-4, 4)$  satisfy the conclusion of the Mean Value Theorem for  $g$  on  $[-4, 4]$ ?

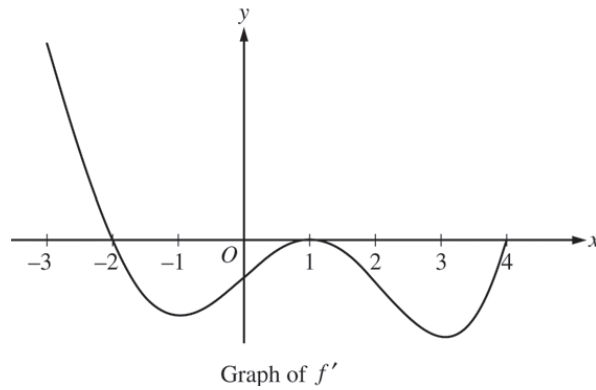


Now, given  $g(x)$ , the same function shown above, has  $x$ -intercepts on the interval  $[-4, 4]$  at  $x = -3.8$ ,  $x = -1$ ,  $x = 0$ , and  $x = 3.4$ . Also,  $g(x)$  has horizontal tangents at  $x = -2.9$ ,  $x = -0.5$ , and  $x = 2.2$ . Finally, let  $h(x)$  be a twice differentiable function such that  $h'(x) = g(x)$ . Whew.

Determine the following about the function  $h(x)$  on the open interval  $(-4, 4)$ . Give your reasoning for each.

1. On what open interval(s) is  $h(x)$  increasing?
2. On what open interval(s) is  $h(x)$  decreasing?
3. On  $(-4, 4)$ , what are the  $x$ -coordinates of each local (relative) maximum on  $h(x)$ ?
4. On  $(-4, 4)$ , what are the  $x$ -coordinates of each local (relative) minimum on  $h(x)$ ?
5. On what open interval(s) is  $h(x)$  concave up?
6. On what open interval(s) is  $h(x)$  concave down?
7. What are the  $x$ -coordinates of each inflection point on  $h(x)$ ?

**2015 AB 5**



5. The figure above shows the graph of  $f'$ , the derivative of a twice-differentiable function  $f$ , on the interval  $[-3, 4]$ . The graph of  $f'$  has horizontal tangents at  $x = -1$ ,  $x = 1$ , and  $x = 3$ . The areas of the regions bounded by the  $x$ -axis and the graph of  $f'$  on the intervals  $[-2, 1]$  and  $[1, 4]$  are 9 and 12, respectively.
- Find all  $x$ -coordinates at which  $f$  has a relative maximum. Give a reason for your answer.
  - On what open intervals contained in  $-3 < x < 4$  is the graph of  $f$  both concave down and decreasing? Give a reason for your answer.
  - Find the  $x$ -coordinates of all points of inflection for the graph of  $f$ . Give a reason for your answer.
  - Given that  $f(1) = 3$ , write an expression for  $f(x)$  that involves an integral. Find  $f(4)$  and  $f(-2)$ .

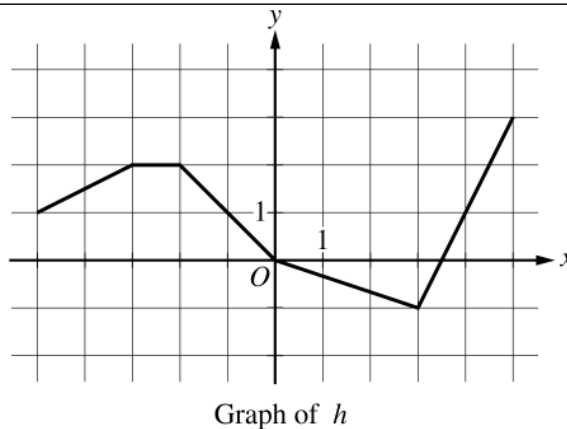
**2019 AB**

$t$ (hours)	0	0.3	1.7	2.8	4
$v_P(t)$ (meters per hour)	0	55	-29	55	48

2. The velocity of a particle,  $P$ , moving along the  $x$ -axis is given by the differentiable function  $v_P$ , where  $v_P(t)$  is measured in meters per hour and  $t$  is measured in hours. Selected values of  $v_P(t)$  are shown in the table above. Particle  $P$  is at the origin at time  $t = 0$ .
- Justify why there must be at least one time  $t$ , for  $0.3 \leq t \leq 2.8$ , at which  $v_P'(t)$ , the acceleration of particle  $P$ , equals 0 meters per hour per hour.

**2017 AB**

$x$	$g(x)$	$g'(x)$
-5	10	-3
-4	5	-1
-3	2	4
-2	3	1
-1	1	-2
0	0	-3



6. Let  $f$  be the function defined by  $f(x) = \cos(2x) + e^{\sin x}$ . Let  $g$  be a differentiable function. The table above gives values of  $g$  and its derivative  $g'$  at selected values of  $x$ . Let  $h$  be the function whose graph, consisting of five line segments, is shown in the figure above.
- Is there a number  $c$  in the closed interval  $[-5, -3]$  such that  $g'(c) = -4$ ? Justify your answer.